

# VX2203M

# Tlf.3171 & Videomonitor 3371 - 3471

Dipswitch S2: i ON position  eller 

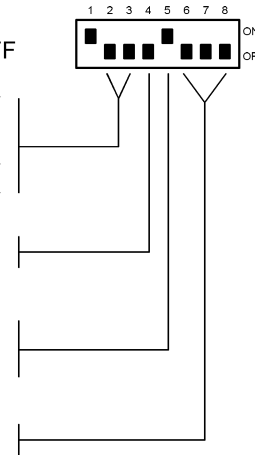
1: Master / Slave Master = ON Slave = OFF

2,3: 1-64 65-128 129-180  
 OFF OFF ON OFF OFF ON ~~ON ON~~  
 3171 942

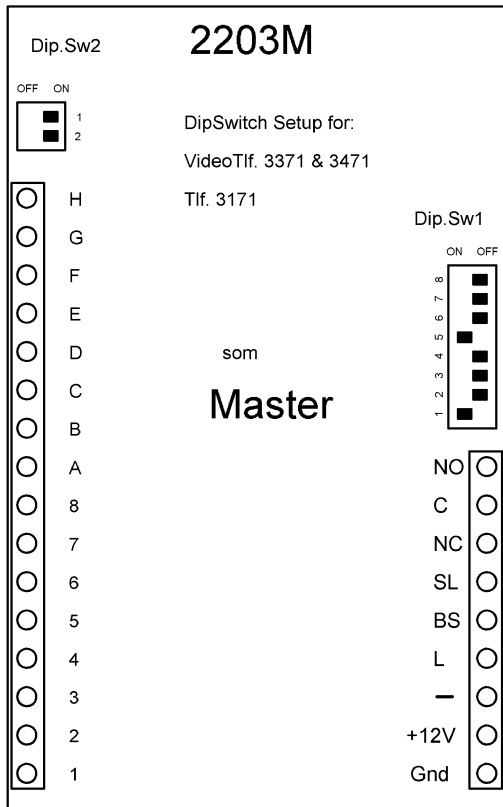
4: Samtale-tid 1 min.= OFF 2 min.= ON

5: EI-lås aktiveret 2sekund eller 6sekunder  
 OFF ON

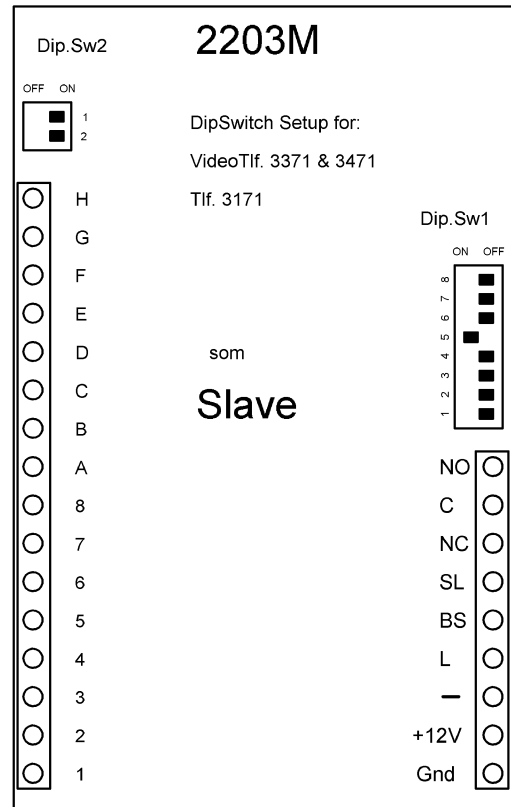
6,7,8: "Concierge" ID numre

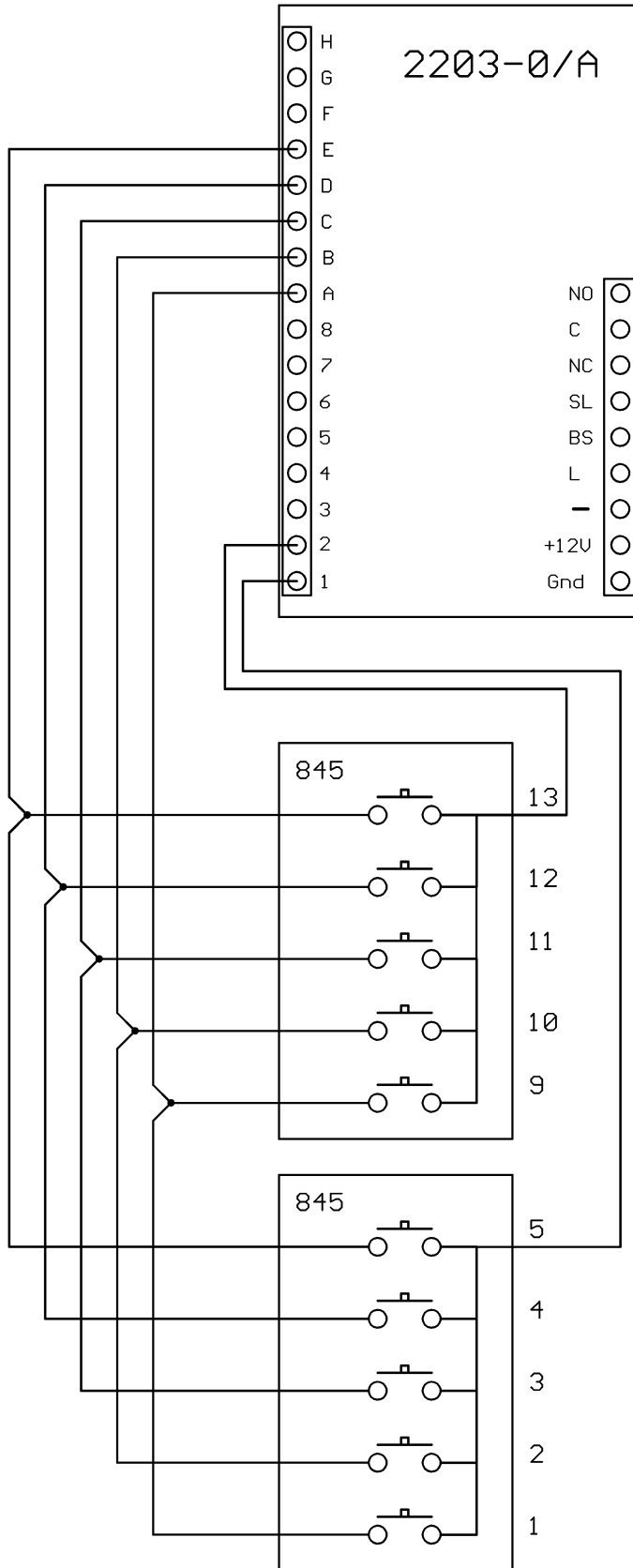


## Nr. 1 i et System.




## Nr. 2 - 3 - 4 og så videre.



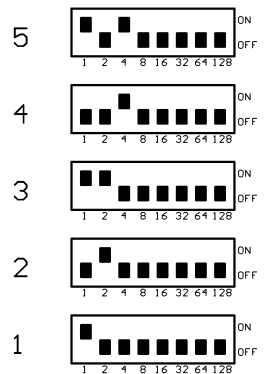


### Højre Side





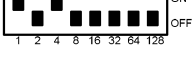
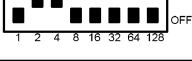
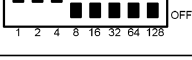
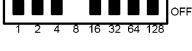



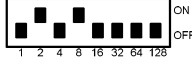
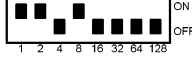




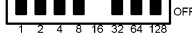
Tlf.nr.







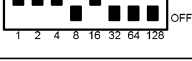

### Venstre Side

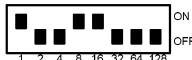




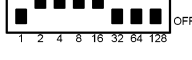
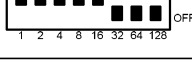



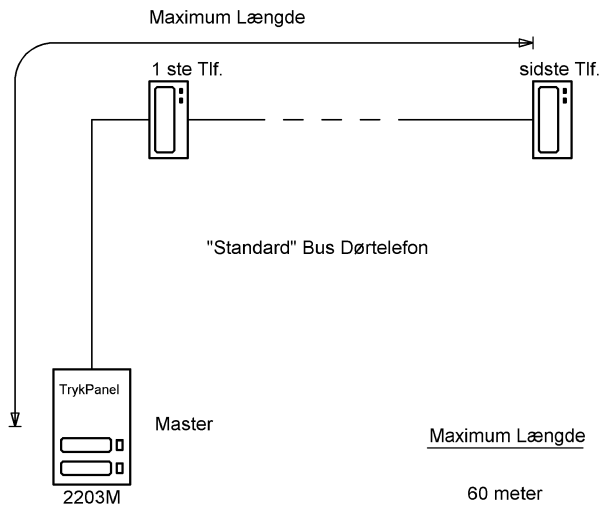
Tlf.nr.

Tlf.Nr.	2203	DipSwitch	Navn/Lejlighed
1	1A		
2	1B		
3	1C		
4	1D		
5	1E		
6	1F		
7	1G		
8	1H		

Tlf.Nr.	2203	DipSwitch	Navn/Lejlighed
9	2A		
10	2B		
11	2C		
12	2D		
13	2E		
14	2F		
15	2G		
16	2H		

Tlf.Nr.	2203	DipSwitch	Navn/Lejlighed
17	3A		
18	3B		
19	3C		
20	3D		
21	3E		
22	3F		
23	3G		
24	3H		

Tlf.Nr.	2203	DipSwitch	Navn/Lejlighed
25	4A		
26	4B		
27	4C		
28	4D		
29	4E		
30	4F		
31	4G		
32	4H		



Beregninger gælder kun for L og minus

Maximum Længde

Maximum 7,5 ohm total.

60 meter	ved: 2 x 0,6 mm i Diameter	( 0,28 mm <sup>2</sup> pr. leder )
125 meter	ved: 2 x (2 x 0,6 mm) i Diameter	( 0,56 mm <sup>2</sup> pr. leder )
110 meter	ved: 2 x 0,8 mm i Diameter	( 0,5 mm <sup>2</sup> pr. leder )
220 meter	ved: 2 x 1,13 mm i Diameter	( 1,0 mm <sup>2</sup> pr. leder )
330 meter	ved: 2 x 1,38 mm i Diameter	( 1,50 mm <sup>2</sup> pr. leder )

